

TotalExhaust™



Total Exhaust™ Fume Hoods

- Provides Comprehensive Operator Protection and Optimum Performance



Total Exhaust
model PTEFH-24



"The World's Most Extensive Selection of Containment Solutions."



CONTENTS:

- Product Overview (p.2)
- Design Features (p.3)
- Specifications (p.4)

INTRODUCTION

Air Science® Total Exhaust fume hoods are designed to provide superior personnel protection from exposure to hazardous agents and toxic chemicals in a variety of applications. Total Exhaust fume hoods use horizontal and vertical airflow across the work surface to ensure optimal containment.

Corrosion-resistant, single-wall units are available in a number of standard and custom sizes with optional polypropylene exhaust blowers to augment external ventilation systems.

APPLICATIONS

Air Science manufactures fume hoods to meet any specialized filtration need. Common applications for our products include:

Forensics \ Educational \ Microscopy \ Pharmaceutical \ Powder Weighing \ Sample Prep Work \ Veterinary \ Dental



Deep into its second generation, Air Science embraces the diversity and cultural heritage of the founders and co-workers who are continuing a tradition of excellence. Demonstrating a commitment to adaptation, inclusion and quality output from a United States-based company with a domestic and global reach.

AVAILABLE OPTIONS

Vented Base Cabinet. The optional vented base cabinet safely stores chemicals and can be fitted with cup sink, swan neck faucet and service fixtures.

Exhaust Blowers. Optional polypropylene exhaust blowers are available in a variety of sizes and configurations to withstand the most demanding conditions. Chemical and corrosion-resistant plastic impeller and casing construction are suitable for installation in highly caustic conditions as well as general laboratory use.



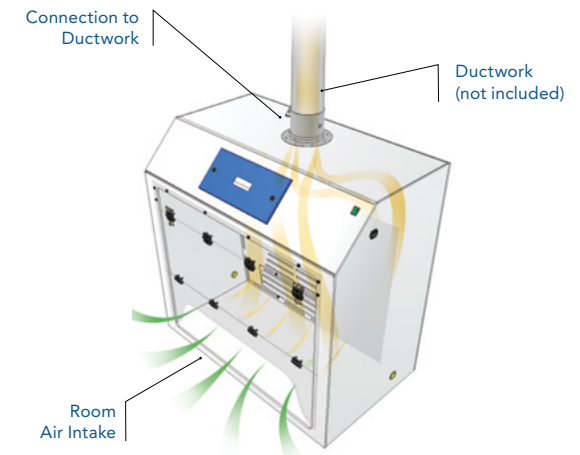
PTEFH-48 shown on optional vented base cabinet

KEY FEATURES

- 6 standard sizes for new and replacement installations.
- Custom sizes available for special equipment or instrumentation.
- Ergonomic design with easy access and uniform non-glare lighting.


AIRFLOW

Unlike a ductless fume hood, the total exhaust fume hood is installed in a fixed location and hard connected to the facility exhaust system to create a negative pressure work surface. Hazardous fumes and vapors generated on the work surface are exhausted to the outside. Air intake face velocity can be adjusted to provide the desired balance between conditioned room air conservation and the necessary volume of exhausted contaminated air.



CONTENTS:

- Product Overview (p.2)
- Design Features (p.3)
- Specifications (p.4)



Air Science® offers centrifugal fans as an available option on Total Exhaust Fume Hoods. Our all-polypropylene exhaust fans are available in a variety of configurations and are built to withstand the most demanding conditions. The fans come in four sizes ranging from 5" up to 10" inlet.

DESIGN FEATURES

- A. Work Surface:** Seamless polypropylene work surface. Stainless steel and epoxy options also available.
- B. Exhaust Connection Collar:** Standard 6-inch exhaust collar (up to 4 connections depending on model).
- C. Power Switch:** On/Off power switch for internal lighting.
- D. Double Hinged Self Locking Front Sash:** Easy to open bi-fold acrylic front sash. Additional construction materials available as options.
- E. Internal Baffle System:** Integrated internal baffle system ensures smooth airflow and optimized containment.
- F. Air Velometer:** Analog air velocity meter allows continuous visual inspection of airflow for operator safety.
- G. Pass Through Ports:** Side-wall mounted pass through ports for safe routing of instrument cords, cables and leads.
- H. Lighting:** Ballasted, vapor-proof fluorescent lighting saves energy and provides optimal internal lighting conditions.

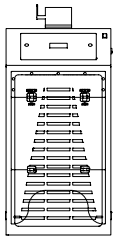
CONTENTS:

Product Overview (p.2)

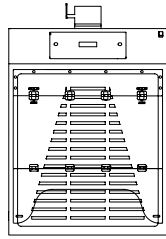
Design Features (p.3)

● Specifications (p.4)

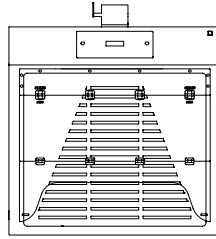
PTEFH-24



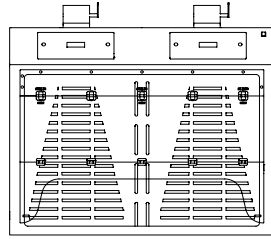
PTEFH-36



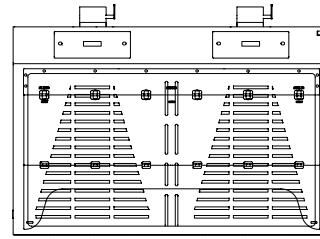
PTEFH-48



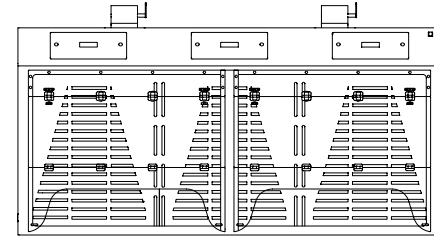
PTEFH-60



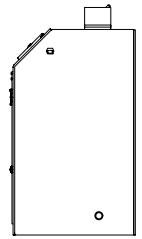
PTEFH-72



PTEFH-96



Side View



MODEL	DIMENSIONS			WEIGHT (LBS/KG)	
	Internal Height	External (W x D x H)	Shipping (W x D x H)	Net	Ship
PTEFH-24	36" / 914 mm	24" x 28" x 47" / 610 x 711 x 1194 mm	36" x 36" x 60" / 914 x 914 x 1524 mm	132 / 60	177 / 80
PTEFH-36	36" / 914 mm	36" x 28" x 47" / 914 x 711 x 1194 mm	48" x 42" x 60" / 1219 x 1067 x 1524 mm	156 / 71	201 / 91
PTEFH-48	36" / 914 mm	48" x 28" x 47" / 1219 x 711 x 1194 mm	55" x 42" x 60" / 1397 x 1067 x 1524 mm	180 / 82	225 / 102
PTEFH-60	36" / 914 mm	60" x 28" x 47" / 1524 x 711 x 1194 mm	68" x 42" x 60" / 1727 x 1067 x 1524 mm	204 / 93	249 / 113
PTEFH-72	36" / 914 mm	72" x 28" x 47" / 1829 x 711 x 1194 mm	80" x 42" x 60" / 2032 x 1067 x 1524 mm	234 / 106	289 / 131
PTEFH-96	36" / 914 mm	96" x 28" x 47" / 2438 x 711 x 1194 mm	105" x 42" x 60" / 2667 x 1067 x 1524 mm	360 / 163	450 / 204



Through our partner company *Filtco Filters*, Air Science is a single source supplier of all pre-filters, carbon filters, and HEPA/ULPA filters used in our products.

CONTENTS:

- Product Overview (p.2)
- Design Features (p.3)
- Specifications (p.4)

PRODUCT SPECIFICATIONS

FILTRATION	PTEFH-24	PTEFH-36	PTEFH-48	PTEFH-60	PTEFH-72	PTEFH-96
Airflow	<... Horizontal and vertical airflow ...>					
CONSTRUCTION	PTEFH-24	PTEFH-36	PTEFH-48	PTEFH-60	PTEFH-72	PTEFH-96
Finish	<... Polypropylene ...>					
Controls	<... Lighting, push switch On/Off. ...>					
Electrical	<... 120V, 60Hz or 230V, 50Hz voltages available. Specify when ordering. Other voltage options available. ...>					
Monitoring	<... Continuous airflow display meter, wall mounted. ...>					
Lighting	<... Vapor proof, ballasted fluorescent lighting with mounted On/Off switch and power cord. (110V 60Hz; also available in other voltages). ...>					
Work Surface	<... Polypropylene (available in white, black or blue). ...>					
Sash	<... Single, double hinged locking acrylic. ...>					Dual, double hinged locking acrylic.
Exhaust Connections (6-inch standard size)	<... 1. ...>		<... 2. ...>		3	

*Specifications subject to change without notice.

OPTIONS AND ACCESSORIES

		PTEFH-24	PTEFH-36	PTEFH-48	PTEFH-60	PTEFH-72	PTEFH-96
Spill Tray (Polypropylene, Black)	Removes for easy cleaning.	TRAY-PTEFH-24	TRAY-PTEFH-36	TRAY-PTEFH-48	TRAY-PTEFH-60	TRAY-PTEFH-72	TRAY-PTEFH-96
Base Cabinet, Fixed (Polypropylene)	Provides storage space below.	CART-SSC-24	CART-SSC-36	CART-SSC-48	CART-SSC-60	CART-SSC-72	CART-SSC-96
Fire Safety Cabinet Base	Flame resistant safe storage for combustible and flammable liquids.	CART-FSC-24	CART-FSC-36	CART-FSC-48	CART-FSC-60	CART-FSC-72	CART-FSC-96
Side Wall Construction	Clear acrylic side walls provide increased visibility.	SIDE-PTEFH	SIDE-PTEFH	SIDE-PTEFH	SIDE-PTEFH	SIDE-PTEFH	SIDE-PTEFH
Service Fitting*	Can be fitted with service fixtures such as petcocks, faucets and valves.	<... SF-X. Specify service fitting type (faucet, valve, petcock) and location when ordering. ...>					
Cup Sink, Mounts into Tray*	Polyethylene cup sink (3" x 5" x 9") is fitted into the base tray. Other sizes and materials available. Contact Air Science for ordering information.	SINK	SINK	SINK	SINK	SINK	SINK
Trash Chutes	Side mounted trash chutes. Bags not included.	TRASH	TRASH	TRASH	TRASH	TRASH	TRASH
Sash Configuration	Includes overlapping sliding doors (vertical or horizontal), vertical outward swing doors and various hinged upward swing configurations.	<... Contact Air Science to discuss specific door options and configurations on each model of Total Exhaust fume hood. ...>					
Exhaust Blowers	Single block, high density UV-treated and recyclable polypropylene units available in various sizes and mounting configurations to external ventilation systems to vacate contaminated air.	<... Multiple sizes and mounting configurations are available. ...>					

*Factory installed; specify when ordering.

CONTENTS:

- Product Overview (p.2)
- Design Features (p.3)
- Specifications (p.4)

WARRANTY

This product is protected by the Air Science Legacy Limited Lifetime Warranty™.



For details visit the [Warranty section](#) of our website.

STANDARDS & COMPLIANCE

Quality Management Systems	ISO 9001:2015
OSHA, Occupational Safety and Health Administration	OSHA Standard -29 CFR, Safety and Health Regulations for General Industry, 1910.1450: Occupational exposure to hazardous chemicals in laboratories. Part B, definition, laboratory type hood. This product may assist you with compliance or as part of your chemical hygiene plan. Please consult your Safety Officer and/or Industrial Hygienist.
Environment	ISO 14001:2015 ENERGY STAR® Partner



120 6th Street \ Fort Myers, FL 33907
T. 239-489-0024 \ **Toll Free.** 800-306-0656 \ **F.** 800-306-0677
www.airscience.com

The information contained in this manual and the accompanying product are copyrighted and all rights are reserved by Air Science. Air Science reserves the right to make periodic minor design changes without obligation to notify any person or entity of such change.

